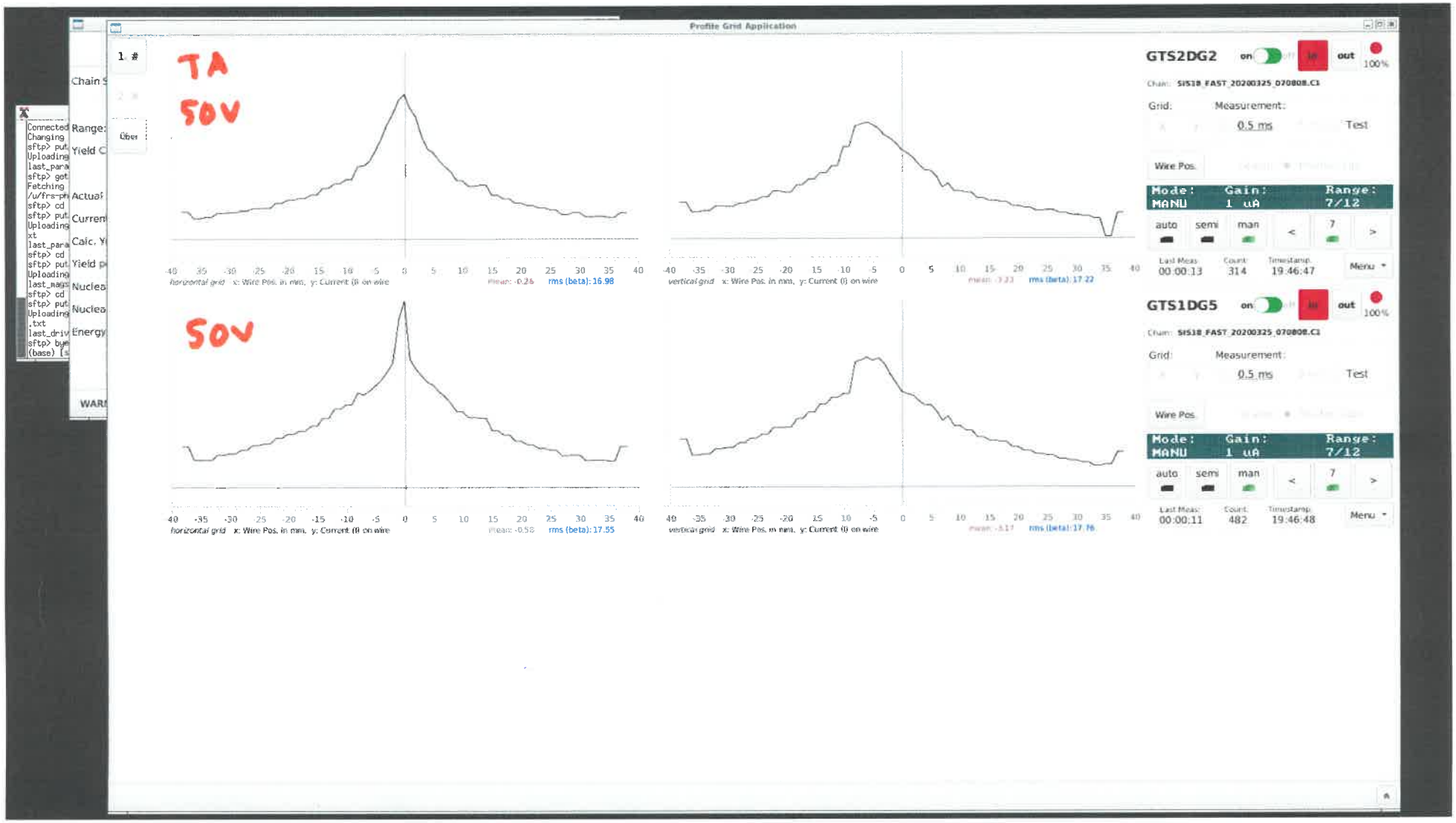
Profile Grid Application
TA
50V
50V
horizontal grid x: Wire Pos. in mm, y: Current (I) on wire
rms (beta): 16.98
vertical grid x: Wire Pos. in mm, y: Current (I) on wire
rms (beta): 17.22
horizontal grid x: Wire Pos. in mm, y: Current (I) on wire
rms (beta): 17.55
vertical grid x: Wire Pos. in mm, y: Current (I) on wire
rms (beta): 17.76
GTS2DG2
on
in
out
100%
Grid:
Measurement:
0.5 ms
Test
Wire Pos.
Mode: MANU
Gain: 1 uA
Range: 7/12
auto
semi
man
Last Meas. 00:00:13
Count 314
Timestamp 19:46:47
Menu
GTS1DG5
on
in
out
100%
Grid:
Measurement:
0.5 ms
Test
Wire Pos.
Mode: MANU
Gain: 1 uA
Range: 7/12
auto
semi
man
Last Meas. 00:00:11
Count 482
Timestamp 19:46:48
Menu

S1
120V
80+
81+
79+
82+
GTS3DG2H
on
in
out
100%
Grid:
Measurement:
0.5 ms
Test
Wire Pos.
Mode: MANU
Gain: 5 uA
Range: 5/12
auto
semi
man
5
Last Meas: 00:01:24
Count: 168
Timestamp: 20:00:20
Menu
rms (beta): 35.43
rms (beta): 0

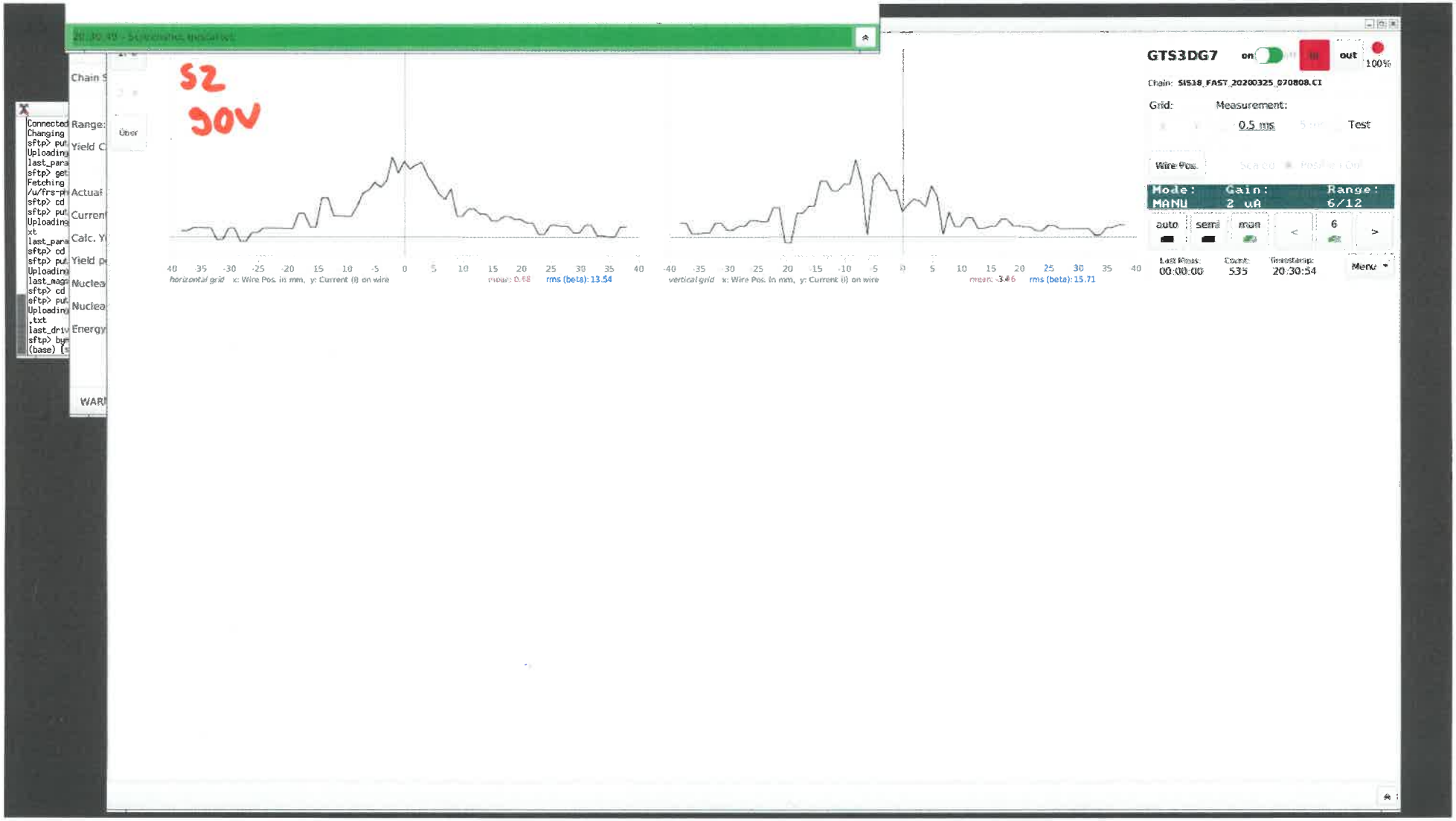
S2
30V
GTS3DG7
on
out
100%
Chain: SIS18_FAST_20200325_070808.CT
Grid:
Measurement:
0.5 ms
Test
Wire Pos.
Mode: MANU
Gain: 2 uA
Range: 6/12
auto
semi
man
6
Last Meas: 00:00:00
Count: 535
Timestamp: 20:30:54
Menu
horizontal grid x: Wire Pos. in mm, y: Current (I) on wire
rms (beta): 13.54
vertical grid x: Wire Pos. in mm, y: Current (I) on wire
rms (beta): 15.71

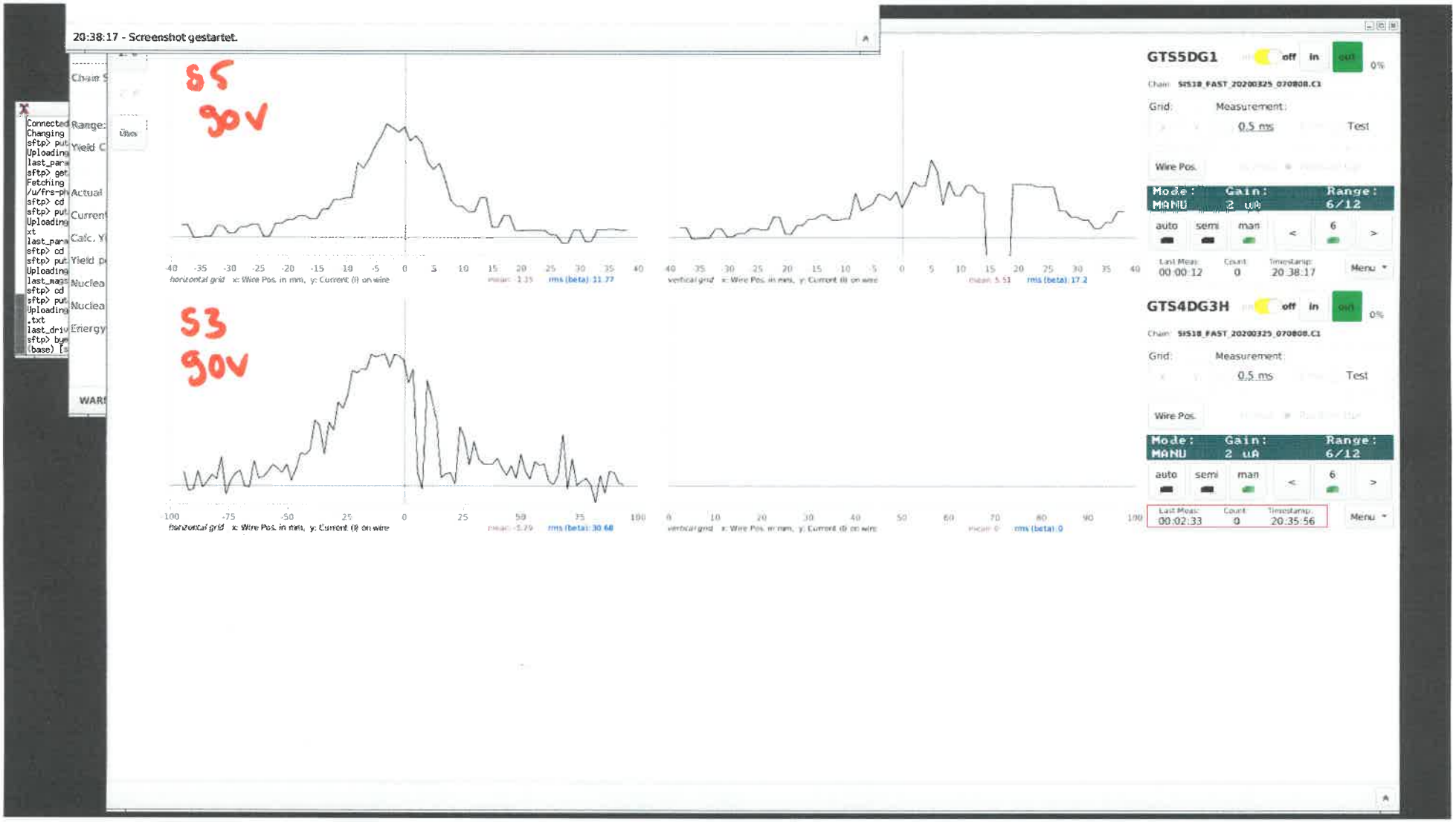
20:38:17 - Screenshot gestartet.
S5
90V
S3
90V
GTS5DG1
off
in
out
0%
Chain: SIS18_FAST_20200325_070808.C1
Grid:
Measurement:
0.5 ms
Test
Wire Pos.
Mode: MANU
Gain: 2 uA
Range: 6/12
auto
semi
man
6
Last Meas: 00:00:12
Count: 0
Timestamp: 20:38:17
Menu
GTS4DG3H
Last Meas: 00:02:33
Count: 0
Timestamp: 20:35:56
horizontal grid x: Wire Pos. in mm, y: Current (I) on wire
vertical grid x: Wire Pos. in mm, y: Current (I) on wire
rms (beta): 11.77
rms (beta): 17.2
rms (beta): 30.68
rms (beta): 0